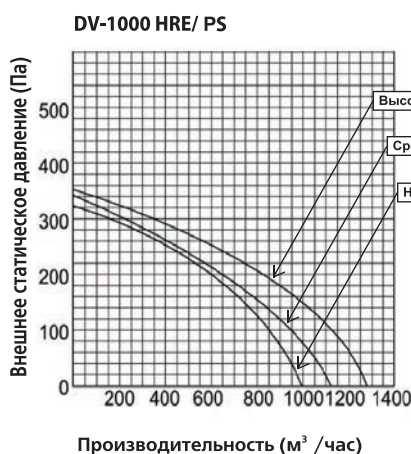
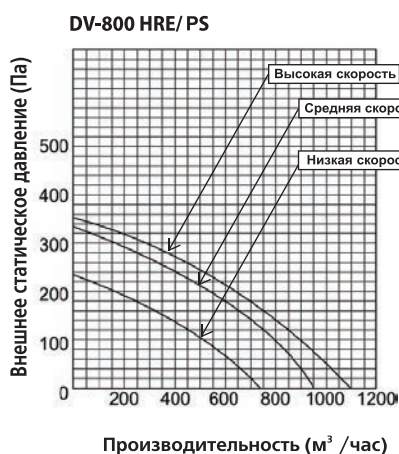
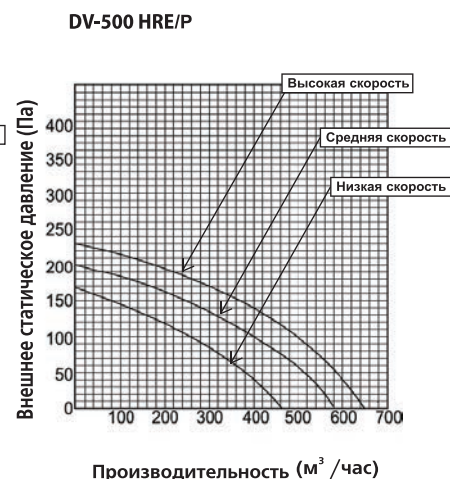
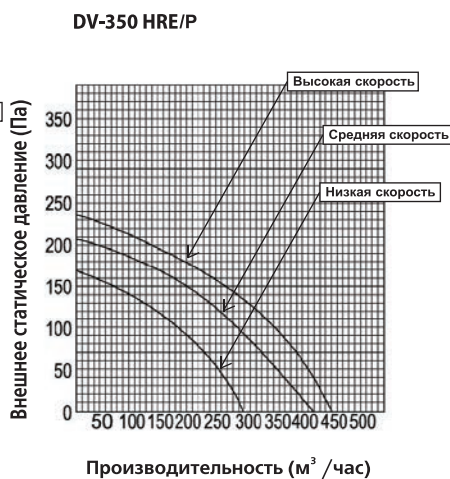
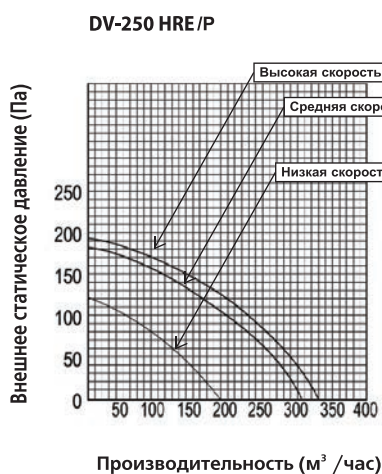




# Мини-вентиляционные установки.

## Графики расхода/напора



**DV-800 HRE/PS**

Модель	A	B	C	D	E	F	G	H	I	dM
DV-250HRE/P	670	815	720	885	1075	342	112	270	784	150
DV-350HRE/P	810	815	860	885	1075	482	112	270	924	150
DV-400HRE/P										
DV-500HRE/P	997	905	1045	966	1130	728	138	312	1106	200
DV-600HRE/P										
DV-800 HRE/PS	885	1252	936	1322	1488	430	172	396	995	250
DV-1000HRE/PS	1132	1252	1186	1322	1488	681	172	396	1246	250
DV-1200HRE/PS	980	1400	940	1360	1500	430	558	400	1020	230 x 210

